

2009 CT State IDPA Championship

October 3&4, 2009

Preliminary Results

All Shooters

CDP Champion: Mark Redl CDP - Master 165.00 (29)
 ESP Champion: Morgan Allen ESP - Master 172.36 (38)
 SSP Champion: Tom Yost SSP - Master 148.96 (13)
 ESR Champion: Michael Joffe ESR - Sharpshooter 260.53 (56)
 SSR Champion: Craig Buckland SSR - Master 192.65 (35)

High Senior: Tom Yost SSP - Master 148.96 (13)
 High Lady: Laura Torres-Reyes SSP - Expert 208.15 (53)
 High Law Enforcement: Lewis Gordon ESP - Expert 177.84 (37)
 High Industry: Tom Yost SSP - Master 148.96 (13)
 High Military: Russell Miller SSP - Expert 207.61 (57)
 Most Accurate: Travis Yeknom ESP - Novice 477.00 (0)

Match --- Penalties ---

Score PD NT PE FN FTDR Stage 1 Stage 2 Stage 3 Stage 4 Stage 5 Stage 6 Stage 7 Stage 8 Stage 9 Stage 10 Stage 11 Stage 12


CDP - Custom Defensive Pistol

CDP - Master

DC	Shooter	Score	PD	NT	PE	FN	FTDR	Stage 1	Stage 2	Stage 3	Stage 4	Stage 5	Stage 6	Stage 7	Stage 8	Stage 9	Stage 10	Stage 11	Stage 12
	Redl, Mark	165.00	29	0	0	0	0	17.19 (4)	10.58 (2)	19.02 (1)	7.38 (3)	12.02 (5)	10.86 (1)	17.58 (2)	19.53 (2)	9.77 (2)	10.45 (2)	16.08 (3)	14.54 (2)
1	Gelberger, Gene	181.87	39	0	1	0	0	21.41 (11)	10.67 (1)	23.26 (2)	5.52 (0)	10.68 (3)	15.35 (4)	19.55 (3)	16.56 (1)	10.86 (2)	16.03 (8)	13.59(0)	18.39 (4)
2	Alexander, Michael	206.39	57	1	1	0	0	21.85 (1)	10.47 (0)	23.87 (1)	17.97 (17)	13.18 (5)	13.60 (2)	24.78 (10)	20.76 (2)	9.92 (1)	15.83 (8)	19.61 (9)	14.55 (1)
3	Shalter, Scott	219.96	86	0	0	3	0	21.81 (3)	11.83 (2)	33.37 (8)	6.97 (2)	45.03 (55)	10.27(1)	16.32 (1)	20.81 (3)	10.55 (5)	10.81 (2)	18.12 (3)	14.07 (1)

CDP - Expert

1	Linskey, Joe	186.98	37	0	0	0	0	22.35 (2)	11.04 (1)	23.96 (3)	8.29 (2)	13.09 (3)	12.32 (0)	19.11 (2)	18.22 (2)	12.60 (7)	14.61 (8)	17.55 (6)	13.84 (1)
2	Steskla, Brian	192.45	33	0	1	0	0	24.63 (7)	11.40 (3)	25.50 (1)	6.81 (3)	11.52 (1)	15.12 (0)	18.33 (0)	18.88 (2)	10.95 (4)	15.15 (5)	19.22 (7)	14.94 (0)
3	Rios, Fred	203.48	38	1	1	0	0	23.71 (1)	10.82 (1)	23.47 (2)	10.33 (10)	16.04 (7)	13.28 (0)	19.52 (0)	17.55 (1)	12.45 (3)	14.15 (2)	26.47 (9)	15.69 (2)
4	Bold, David	205.33	41	0	0	0	0	27.16 (8)	12.74 (5)	26.00 (0)	6.22 (1)	15.09 (7)	14.67 (3)	22.71 (4)	18.42 (2)	11.02 (1)	14.88 (5)	22.01 (3)	14.41 (2)
5	Johnston, Paul	211.76	54	0	0	0	0	22.67 (1)	12.83 (1)	29.94 (1)	7.91 (1)	14.07 (5)	14.66 (2)	20.80 (0)	22.28 (12)	14.73 (9)	15.37 (11)	18.94 (8)	17.56 (3)
6	Bast, Thomas	216.26	60	0	0	0	0	24.70 (7)	13.14 (1)	29.30 (5)	7.13 (2)	15.04 (3)	14.55 (3)	23.48 (9)	18.73 (1)	11.58 (4)	20.38 (16)	20.08 (6)	18.15 (3)
7	Moysey, Steve	254.94	89	1	1	0	0	30.41 (5)	13.72 (1)	34.92 (9)	9.08 (6)	20.68 (10)	21.57 (7)	21.82 (2)	23.09 (13)	14.01 (7)	19.07 (14)	28.33 (13)	18.24 (2)
8	Dwyer, Robert	325.40	102	2	2	2	1	35.26 (8)	13.32 (1)	46.57 (16)	7.65 (1)	17.79 (10)	22.34 (4)	47.45 (9)	37.84 (13)	19.05 (15)	17.19 (8)	34.21 (15)	26.73 (2)
	Allen, Charles	DQ																	



2009 CT State IDPA Championship

Preliminary Results

October 3&4, 2009

All Shooters

Match --- Penalties ---
Score PD NT PE FN FTDR

CDP - Sharpshooter

						Stage 1	Stage 2	Stage 3	Stage 4	Stage 5	Stage 6	Stage 7	Stage 8	Stage 9	Stage 10	Stage 11	Stage 12		
1	Stettmeier, Edward	229.02	45	0	1	1	0	24.21 (2)	12.83 (1)	25.13 (2)	9.07 (6)	13.52 (3)	15.39 (2)	23.12 (0)	26.91 (7)	26.13 (14)	18.22 (7)	15.88 (1)	18.61 (0)
2	Greski, Leonard	233.81	58	2	1	0	0	28.77 (6)	12.97 (3)	31.06 (5)	6.16 (1)	14.90 (5)	14.81 (1)	22.65 (5)	20.25 (3)	15.90 (7)	13.78 (5)	33.17 (15)	19.39 (2)
3	Janazzo, Kevin	252.98	67	0	2	0	0	32.58 (5)	14.82 (0)	26.08 (1)	10.45 (7)	16.75 (10)	19.10 (4)	20.27 (4)	35.85 (12)	16.02 (7)	23.12 (8)	18.79 (4)	19.15 (5)
4	Thorpe, Bill	279.68	92	1	0	0	0	34.00 (9)	13.85 (0)	33.87 (2)	11.13 (3)	24.52 (8)	19.36 (3)	27.87 (9)	21.12 (8)	25.15 (13)	21.82 (11)	27.55 (20)	19.44 (6)
5	Bentley, Austin	287.79	97	1	1	0	0	27.74 (7)	29.06 (2)	30.97 (0)	8.92 (7)	16.55 (11)	18.66 (4)	27.90 (6)	28.99 (8)	19.20 (15)	24.46 (17)	34.54 (20)	20.80 (0)
6	DiNunzio, Michael	289.80	83	1	1	1	0	36.22 (19)	17.69 (1)	41.20 (2)	9.29 (1)	17.20 (5)	20.33 (3)	27.24 (3)	32.35 (8)	17.80 (13)	17.49 (5)	34.99 (23)	18.00 (0)
7	Williams, Tom	291.33	57	2	2	0	0	35.91 (3)	15.95 (1)	35.98 (3)	9.47 (0)	22.33 (12)	21.77 (1)	31.67 (2)	26.64 (4)	13.83 (3)	19.46 (10)	34.95 (17)	23.37 (1)
8	Burris, Roger	294.10	102	1	1	1	0	32.35 (7)	17.97 (4)	42.02 (3)	10.38 (2)	24.23 (9)	18.65 (1)	31.97 (17)	27.45 (5)	24.20 (24)	17.85 (6)	28.95 (20)	18.08 (4)
9	Mashkovich, Vlanimir	303.20	101	4	1	0	0	34.62 (6)	15.01 (5)	33.55 (1)	8.88 (3)	22.31 (9)	21.43 (11)	33.38 (7)	32.66 (4)	26.70 (15)	19.21 (13)	37.08 (25)	18.37 (2)

CDP - Marksman

1	Hopper, Timothy	260.31	48	2	0	0	0	27.16 (2)	14.75 (0)	32.74 (2)	7.15 (0)	23.11 (8)	18.65 (4)	24.50 (1)	20.68 (1)	15.38 (8)	15.79 (1)	35.13 (18)	25.27 (3)
2	Donovan, Robert	280.78	142	2	1	1	0	27.34 (10)	14.51 (2)	45.94 (16)	8.23 (6)	18.25 (10)	19.70 (7)	20.90 (11)	30.84 (15)	20.61 (21)	22.79 (18)	30.78 (17)	20.89 (9)
3	Kyrshenko, Michael	300.03	119	2	2	0	0	35.15 (8)	20.02 (2)	35.35 (14)	12.76 (16)	18.18 (8)	30.84 (6)	26.63 (8)	28.01 (3)	23.29 (26)	22.05 (11)	27.43 (14)	20.32 (3)
4	Blow, Jamie	301.10	102	4	3	0	0	41.56 (10)	23.98 (1)	37.95 (4)	10.44 (11)	25.37 (12)	22.98 (6)	25.91 (8)	23.29 (8)	24.55 (20)	19.34 (14)	22.19 (2)	23.54 (6)
5	Saniuk, Peter	340.71	132	2	2	4	0	52.15 (18)	16.15 (3)	37.88 (9)	7.90 (1)	22.51 (11)	25.44 (0)	29.14 (11)	31.20 (13)	37.97 (31)	32.49 (17)	28.89 (11)	18.99 (7)
6	Nair, Everett	353.12	109	0	1	0	0	39.42 (7)	22.00 (4)	44.43 (10)	10.98 (9)	20.06 (7)	23.41 (11)	44.86 (12)	40.46 (7)	26.20 (14)	21.00 (4)	30.55 (22)	29.75 (2)
7	Dinho, Gary	359.61	138	2	1	1	0	42.19 (17)	21.65 (1)	45.05 (3)	9.51 (1)	26.20 (3)	24.24 (11)	32.44 (20)	35.36 (8)	28.45 (36)	25.71 (20)	38.46 (15)	30.35 (3)


CDP - Novice

1	Edwards, Larry	469.83	206	2	0	4	0	72.04 (18)	30.73 (9)	83.81 (17)	10.39 (3)	27.78 (16)	25.17 (6)	38.19 (20)	37.08 (17)	35.47 (30)	37.90 (36)	42.03 (29)	29.24 (5)
---	----------------	---------------	-----	---	---	---	---	------------	-----------	------------	-----------	------------	-----------	------------	------------	------------	------------	------------	-----------

ESP - Enhanced Service Pistol

ESP - Master

DC	Allen, Morgan	172.36	38	0	1	0	0	17.74 (1)	11.34 (1)	18.75 (5)	16.76 (5)	13.84 (8)	12.32 (4)	14.87 (0)	14.82(2)	10.09 (2)	10.41 (1)	16.85 (4)	14.57 (5)
1	Szczygiel, Chris	174.33	53	0	0	0	0	19.03 (6)	11.55 (2)	19.46 (2)	4.09(0)	8.20(1)	13.22 (2)	23.26 (15)	16.30 (2)	12.38 (10)	14.16 (8)	15.41 (1)	17.27 (4)
2	Botelho, Scott	185.48	60	2	1	0	0	19.57 (9)	10.65 (1)	17.61 (1)	20.61 (18)	10.96 (1)	10.84 (0)	13.90(2)	21.88 (10)	11.01 (5)	11.41 (5)	19.42 (5)	17.62 (3)
3	Drager, Doug	188.45	55	1	1	0	0	18.61 (4)	12.65 (3)	20.65 (4)	12.58 (9)	20.90 (7)	11.63 (1)	14.52 (4)	18.24 (3)	11.44 (4)	12.40 (2)	15.54 (3)	19.29 (11)
4	Keefe, Michael	195.82	67	0	4	0	0	18.46 (9)	11.19 (0)	29.86 (11)	4.54 (0)	17.58 (11)	12.18 (2)	15.22 (2)	19.07 (4)	14.42 (9)	12.45 (6)	19.01 (4)	21.84 (9)



2009 CT State IDPA Championship October 3&4, 2009


Preliminary Results

All Shooters

Match --- Penalties ---
Score PD NT PE FN FTDR Stage 1 Stage 2 Stage 3 Stage 4 Stage 5 Stage 6 Stage 7 Stage 8 Stage 9 Stage 10 Stage 11 Stage 12

ESP - Expert

	Match Score	PD	NT	PE	FN	FTDR	<u>Stage 1</u>	<u>Stage 2</u>	<u>Stage 3</u>	<u>Stage 4</u>	<u>Stage 5</u>	<u>Stage 6</u>	<u>Stage 7</u>	<u>Stage 8</u>	<u>Stage 9</u>	<u>Stage 10</u>	<u>Stage 11</u>	<u>Stage 12</u>
1 Gordon, Lewis	177.84	37	0	1	0	0	19.98 (3)	15.26 (1)	18.53 (0)	6.81 (5)	10.67 (2)	13.00 (3)	16.35 (1)	17.67 (2)	12.88 (6)	15.63 (7)	17.02 (5)	14.04 (2)
2 Robertson, Terrance	182.32	39	0	0	0	0	21.82 (2)	10.59 (0)	19.54 (6)	5.90 (2)	15.87 (9)	12.12 (2)	16.70 (3)	17.15 (2)	11.11 (3)	16.32 (4)	17.99 (5)	17.21 (1)
3 Solimini, Dave	189.27	51	1	0	0	0	21.98 (10)	11.17 (2)	17.20 (0)	5.67 (0)	16.24 (10)	14.52 (0)	16.53 (3)	25.69 (12)	11.86 (4)	15.72 (4)	16.96 (2)	15.73 (4)
4 Rueffert, Ken	195.08	49	0	1	0	0	26.85 (7)	10.84 (0)	20.04 (1)	6.33 (6)	17.63 (8)	15.96 (4)	18.16 (4)	15.85 (3)	10.80 (4)	16.43 (6)	18.89 (3)	17.30 (3)
5 Onofreo, John	197.70	32	0	0	0	0	22.77 (1)	13.22 (2)	25.93 (4)	9.86 (2)	13.41 (2)	13.44 (3)	17.61 (3)	22.17 (6)	11.74 (3)	12.76 (2)	17.06 (3)	17.73 (1)
6 Nuttelman, J.J.	200.16	50	1	1	0	0	21.23 (8)	12.67 (0)	23.29 (3)	7.44 (3)	11.89 (2)	13.45 (1)	16.27 (1)	19.39 (5)	11.60 (4)	14.13 (7)	32.94 (13)	15.86 (3)
7 Davoli, Ralph	203.20	53	2	0	0	0	25.20 (14)	10.31 (0)	34.59 (8)	6.64 (1)	12.10 (4)	12.04 (2)	17.11 (2)	18.68 (1)	11.11 (5)	14.06 (6)	24.67 (9)	16.69 (1)
8 Rudko, Taras	207.93	46	2	0	0	0	22.01 (6)	11.47 (1)	28.38 (3)	5.77 (0)	19.84 (7)	14.34 (4)	24.02 (1)	18.83 (4)	14.25 (12)	14.64 (3)	16.10 (1)	18.28 (4)
9 Paul, Jason	210.73	52	1	2	0	0	22.48 (6)	10.77 (1)	22.93 (5)	7.45 (1)	20.31 (7)	15.76 (1)	23.35 (11)	17.78 (4)	12.58 (3)	15.02 (0)	18.74 (8)	23.56 (5)
10 Haberern, John	217.09	103	0	0	2	0	25.27 (8)	11.81 (1)	30.94 (14)	12.96 (16)	22.00 (12)	12.43 (4)	14.21 (1)	24.15 (20)	14.13 (7)	13.00 (8)	18.14 (7)	18.05 (5)
11 Korytko, Tony	219.77	60	0	2	0	0	22.26 (3)	15.70 (1)	26.42 (1)	8.63 (3)	14.82 (7)	15.90 (3)	18.78 (4)	24.26 (7)	13.59 (7)	18.19 (10)	21.09 (13)	20.13 (1)
12 Pastrana, Joe	221.40	61	1	0	0	0	23.17 (5)	25.14 (8)	24.21 (5)	7.24 (0)	15.11 (2)	15.95 (5)	19.31 (1)	21.04 (2)	12.70 (5)	18.07 (15)	22.20 (10)	17.26 (3)
13 Reitz, Eddie	221.66	84	2	2	0	0	22.55 (9)	11.14 (1)	20.91 (5)	10.02 (3)	11.60 (5)	16.15 (9)	19.95 (4)	15.04 (2)	12.47 (6)	22.49 (15)	40.65 (18)	18.69 (7)
14 Colon, Ralph	221.88	67	0	1	0	0	22.45 (2)	15.66 (2)	24.51 (5)	7.64 (2)	16.18 (3)	18.68 (15)	20.67 (5)	21.12 (2)	11.20 (3)	18.31 (10)	27.36 (17)	18.10 (1)
15 Picard, Ted	228.84	80	1	0	0	0	21.40 (7)	13.85 (4)	22.86 (2)	5.72 (1)	23.89 (9)	17.55 (5)	19.57 (4)	22.64 (3)	16.03 (11)	21.66 (9)	25.14 (22)	18.53 (3)
16 Lafreniere, Judith	233.72	77	2	0	0	0	23.58 (5)	14.69 (2)	23.29 (5)	10.81 (2)	25.43 (11)	15.34 (2)	20.42 (3)	18.55 (3)	16.38 (16)	14.13 (9)	30.96 (14)	20.14 (5)



2009 CT State IDPA Championship

Preliminary Results

October 3&4, 2009

All Shooters

Match --- Penalties ---
 Score PD NT PE FN FTDR

						Stage 1	Stage 2	Stage 3	Stage 4	Stage 5	Stage 6	Stage 7	Stage 8	Stage 9	Stage 10	Stage 11	Stage 12		
ESP - Sharpshooter																			
1	Healy, Andrew	215.58	88	2	0	0	0	19.14 (5)	24.57 (15)	19.79 (3)	6.77 (3)	13.12 (3)	13.31 (2)	19.77 (8)	19.42 (6)	20.88 (14)	15.52 (11)	26.34 (12)	16.95 (6)
2	Burek, Mike	221.17	52	1	0	0	0	25.23 (5)	11.33 (0)	23.50 (0)	8.39 (0)	15.08 (5)	17.97 (3)	18.30 (0)	19.29 (3)	11.57 (3)	17.74 (7)	29.16 (15)	23.61 (11)
3	Currier, Chris	221.85	80	0	0	0	0	32.48 (12)	12.48 (0)	22.35 (2)	5.18 (2)	17.55 (10)	14.74 (3)	20.02 (9)	24.57 (6)	20.77 (13)	13.23 (3)	23.39 (19)	15.09 (1)
4	Martin, Jim	227.78	74	0	1	0	0	21.14 (8)	14.51 (4)	30.74 (4)	6.41 (1)	21.07 (13)	18.88 (8)	17.17 (2)	24.35 (4)	13.04 (5)	15.62 (7)	27.56 (15)	17.29 (3)
5	Hogan, Mark	235.03	107	1	1	1	0	23.23 (4)	14.02 (2)	25.87 (8)	8.56 (4)	14.28 (9)	23.43 (7)	18.17 (6)	19.96 (5)	22.78 (20)	20.97 (21)	22.70 (16)	21.06 (5)
6	Eller, David	251.03	43	2	1	0	0	28.53 (1)	14.87 (2)	29.55 (1)	9.56 (0)	26.99 (11)	15.99 (4)	23.36 (1)	25.12 (0)	14.03 (3)	17.95 (3)	21.03 (13)	24.05 (4)
7	Healy, John	252.29	84	1	2	0	0	22.95 (4)	15.91 (5)	26.40 (5)	11.73 (6)	17.31 (7)	19.10 (10)	20.72 (7)	27.82 (1)	15.63 (16)	21.38 (13)	17.31 (3)	36.03 (7)
8	Weldon, Glenn	256.47	73	1	1	0	0	29.05 (9)	16.93 (5)	28.58 (4)	11.44 (5)	19.65 (5)	24.36 (6)	21.06 (3)	20.75 (8)	17.06 (10)	21.64 (3)	22.87 (12)	23.08 (3)
9	Schafhausen, Thomas	257.71	49	0	0	0	0	25.52 (3)	15.18 (1)	44.60 (2)	7.01 (1)	20.52 (8)	18.81 (4)	31.09 (7)	23.59 (3)	13.38 (9)	15.39 (1)	21.93 (4)	20.69 (6)
10	Hedlund, Bob	259.29	63	0	0	1	0	26.84 (7)	18.17 (1)	50.70 (8)	7.48 (1)	20.40 (10)	15.17 (0)	21.40 (3)	23.05 (2)	15.15 (13)	15.73 (8)	21.44 (2)	23.76 (8)
11	Tisack, James	261.89	112	2	0	3	0	20.67 (8)	11.09 (0)	48.11 (11)	26.09 (26)	17.90 (11)	20.07 (2)	19.02 (5)	19.72 (7)	15.93 (13)	23.15 (17)	24.22 (9)	15.92 (3)
12	Netinho, Richard	268.89	63	0	0	0	0	30.06 (5)	16.97 (2)	33.31 (2)	10.94 (1)	23.68 (6)	23.20 (3)	20.73 (7)	25.20 (14)	14.73 (5)	19.94 (7)	24.89 (4)	25.24 (7)
13	Viveiros, Fred	286.97	66	0	0	0	0	32.24 (5)	19.08 (2)	54.82 (6)	13.73 (6)	26.72 (15)	23.55 (3)	25.65 (9)	23.24 (9)	14.23 (4)	14.59 (2)	20.41 (3)	18.71 (2)
14	Kaminski, Paul	326.12	72	1	0	1	0	38.59 (5)	20.20 (0)	41.28 (12)	11.07 (2)	26.38 (7)	25.44 (0)	27.29 (5)	29.03 (0)	19.56 (8)	28.01 (5)	32.43 (27)	26.84 (1)


ESP - Marksman

1	Davis, Justin	245.47	73	2	0	1	0	24.83 (12)	17.65 (1)	53.57 (23)	7.49 (0)	17.46 (8)	15.11 (0)	18.06 (4)	22.29 (5)	11.07 (3)	20.46 (10)	18.50 (5)	18.98 (2)
2	Patient, Matt	247.85	85	0	0	0	0	34.23 (18)	15.69 (1)	29.34 (2)	6.59 (2)	25.00 (19)	18.02 (4)	23.89 (12)	24.78 (10)	13.78 (7)	17.90 (3)	18.31 (5)	20.32 (2)
3	Doti, Dennis	257.12	63	3	1	0	0	25.22 (3)	16.52 (1)	32.29 (1)	7.00 (0)	24.31 (10)	22.88 (1)	20.07 (4)	24.48 (1)	22.16 (28)	19.32 (8)	24.61 (5)	18.26 (1)
4	Bourgeois, Scott	264.23	86	2	2	0	0	24.86 (8)	19.10 (2)	30.79 (6)	6.57 (3)	28.49 (11)	16.17 (2)	24.27 (9)	28.11 (8)	16.89 (7)	22.62 (19)	21.16 (7)	25.20 (4)
5	Merrow, Michael	272.14	91	0	2	0	0	29.18 (8)	15.97 (0)	31.20 (5)	8.12 (0)	18.77 (4)	21.75 (3)	22.15 (7)	26.15 (6)	22.41 (19)	24.35 (18)	29.95 (17)	22.14 (4)
6	Kappel, Bob	290.98	100	0	0	1	0	33.33 (7)	15.89 (0)	48.57 (17)	9.94 (8)	22.06 (8)	20.51 (2)	22.68 (5)	27.01 (6)	18.24 (9)	24.84 (20)	27.47 (16)	20.44 (2)
7	Todd, John	317.63	120	3	0	1	0	36.07 (3)	20.68 (5)	39.69 (7)	8.92 (3)	27.44 (7)	21.29 (1)	33.47 (15)	33.54 (13)	15.33 (8)	28.12 (23)	31.74 (32)	21.34 (3)

ESP - Novice

1	Yeknom, Travis	477.00	0	0	0	0	0	48.00 (0)	42.00 (0)	54.00 (0)	18.00 (0)	36.00 (0)	36.00 (0)	54.00 (0)	42.00 (0)	36.00 (0)	36.00 (0)	39.00 (0)	36.00 (0)
---	----------------	---------------	---	---	---	---	---	-----------	-----------	-----------	-----------	-----------	-----------	-----------	-----------	-----------	-----------	-----------	-----------

SSP - Stock Service Pistol



2009 CT State IDPA Championship

Preliminary Results

October 3&4, 2009

All Shooters

Match --- Penalties ---
Score PD NT PE FN FTDR


Stage 1 Stage 2 Stage 3 Stage 4 Stage 5 Stage 6 Stage 7 Stage 8 Stage 9 Stage 10 Stage 11 Stage 12

SSP - Master

DC	Yost, Tom	148.96	13	0	0	0	0	16.75(1)	10.44 (0)	15.66(0)	5.14 (2)	10.18 (1)	12.98 (1)	15.17 (0)	15.93 (2)	9.70 (0)	9.71 (3)	14.16 (2)	13.14(1)
1	Dolio, David	158.68	32	0	0	0	0	20.46 (6)	11.63 (0)	15.67 (1)	9.04 (5)	12.54 (7)	11.74 (2)	15.02 (2)	15.90 (1)	8.45(1)	10.45 (3)	14.55 (2)	13.23 (2)
2	Redl, Todd	165.27	30	0	2	0	0	17.23 (4)	10.29(3)	20.79 (2)	5.42 (0)	10.24 (1)	12.63 (5)	14.63 (2)	18.84 (2)	9.88 (2)	12.68 (2)	15.75 (4)	16.89 (3)
3	Masselli, Michael	176.29	42	0	0	0	0	18.89 (3)	10.44 (1)	20.18 (6)	6.14 (3)	14.76 (5)	15.14 (1)	14.62 (2)	18.50 (4)	12.02 (6)	13.24 (2)	17.11 (6)	15.25 (3)
4	Gosselin, Greg	187.45	54	0	2	0	0	23.08 (7)	17.28 (5)	19.36 (1)	7.34 (0)	13.55 (6)	14.94 (4)	17.31 (8)	17.88 (1)	9.79 (2)	14.97 (8)	17.59 (7)	14.36 (5)

SSP - Expert

1	Ellwanger, Chris	175.37	33	0	1	0	0	17.02 (4)	12.55 (1)	21.93 (2)	6.30 (1)	13.09 (4)	13.25 (1)	16.14 (3)	16.25 (1)	10.84 (3)	11.74 (5)	17.79 (7)	18.47 (1)
2	Bourgeois, Keith	186.29	55	0	1	0	0	19.59 (4)	13.15 (5)	24.60 (4)	6.64 (3)	13.04 (6)	13.88 (2)	18.11 (6)	17.73 (5)	12.10 (5)	12.92 (7)	17.40 (6)	17.13 (2)
3	MacGray, Andrew	204.54	60	1	0	1	0	25.04 (5)	11.03 (0)	23.29 (0)	5.55 (0)	13.68 (2)	14.27 (1)	16.10 (1)	25.45 (14)	13.61 (12)	13.20 (6)	27.59 (19)	15.73 (0)
4	Miller, Russell	207.61	57	2	2	0	0	21.16 (9)	10.75 (0)	26.86 (5)	8.38 (7)	15.50 (1)	22.80 (9)	25.59 (11)	17.17 (2)	13.30 (7)	14.41 (4)	15.55 (2)	16.14 (0)
5	Torres-Reyes, Laura	208.15	53	0	1	0	0	22.37 (0)	13.21 (1)	24.35 (0)	8.79 (0)	15.40 (14)	14.22 (1)	21.07 (9)	20.50 (5)	17.76 (9)	15.05 (10)	17.23 (3)	18.20 (1)
6	Quintillio, Joseph	210.94	61	0	3	0	0	22.56 (7)	12.53 (1)	28.33 (2)	5.58 (2)	19.28 (15)	18.40 (2)	16.74 (3)	20.73 (5)	14.88 (5)	17.16 (15)	15.85 (1)	18.90 (3)
7	Freda, John	216.06	57	0	1	0	0	25.51 (4)	12.69 (3)	27.05 (1)	7.53 (0)	15.59 (5)	16.06 (5)	21.23 (10)	22.75 (6)	13.85 (7)	14.97 (6)	21.71 (8)	17.12 (2)
8	Ritchie, David	222.83	114	0	1	0	0	22.58 (9)	12.07 (2)	21.17 (3)	5.47 (2)	14.16 (5)	19.72 (10)	21.15 (11)	24.33 (11)	21.69 (26)	21.99 (17)	22.86 (13)	15.64 (5)
9	Nash, Matthew	224.08	68	1	0	1	0	22.40 (6)	15.42 (3)	29.92 (1)	7.36 (1)	18.15 (2)	14.99 (5)	33.72 (24)	19.35 (6)	10.51 (2)	16.12 (7)	18.97 (8)	17.17 (3)
10	Crockett, Dave	224.71	48	0	0	0	0	27.73 (5)	13.81 (0)	26.38 (2)	13.44 (5)	15.50 (5)	17.81 (1)	20.65 (1)	19.24 (3)	13.62 (3)	16.17 (6)	22.49 (16)	17.87 (1)
11	Fairchild, John	232.14	73	0	3	0	0	25.32 (2)	13.06 (0)	23.79 (3)	7.82 (4)	15.80 (7)	18.88 (8)	18.51 (5)	28.35 (8)	13.44 (11)	20.36 (8)	23.41 (8)	23.40 (9)
12	Heriot, Mike	234.99	92	0	0	0	0	26.59 (10)	15.43 (4)	26.12 (6)	8.82 (7)	16.64 (8)	16.76 (5)	21.12 (5)	22.08 (7)	13.01 (10)	18.34 (8)	29.35 (18)	20.73 (4)
13	Tully, Dennis	237.28	71	2	0	0	0	28.41 (8)	16.07 (1)	22.07 (1)	5.83 (2)	25.32 (10)	16.55 (2)	21.12 (7)	20.34 (5)	19.48 (7)	18.69 (7)	24.40 (20)	19.00 (1)
14	Waite, Steven	238.64	122	1	0	1	0	34.88 (22)	17.16 (2)	23.88 (13)	5.05 (1)	14.34 (7)	14.58 (6)	23.32 (14)	30.70 (18)	15.50 (9)	21.10 (16)	20.08 (11)	18.05 (3)
15	Dunham, Jim	243.57	82	1	1	0	0	25.20 (4)	12.17 (1)	22.35 (4)	18.04 (9)	22.67 (10)	18.63 (9)	16.53 (0)	26.29 (12)	13.76 (9)	16.03 (6)	35.68 (18)	16.22 (0)
16	Bartha, Steve	248.96	68	2	0	0	0	29.83 (11)	13.37 (0)	28.52 (8)	9.30 (0)	21.98 (7)	18.03 (2)	21.60 (10)	31.46 (3)	16.03 (7)	17.87 (7)	23.86 (12)	17.11 (1)
17	Theroux, Joe	249.10	65	3	1	0	0	23.40 (6)	11.59 (0)	25.77 (1)	10.89 (6)	25.10 (4)	18.55 (2)	20.76 (3)	21.01 (3)	20.25 (21)	18.49 (0)	30.35 (12)	22.94 (7)



2009 CT State IDPA Championship

Preliminary Results


October 3&4, 2009

All Shooters

Match --- Penalties ---
 Score PD NT PE FN FTDR

SSP - Sharpshooter

	Match Score	PD	NT	PE	FN	FTDR	Stage 1	Stage 2	Stage 3	Stage 4	Stage 5	Stage 6	Stage 7	Stage 8	Stage 9	Stage 10	Stage 11	Stage 12
1 Barker, Richard	211.66	57	0	1	0	0	24.48 (5)	13.41 (1)	23.87 (7)	6.53 (0)	12.99 (2)	15.78 (1)	19.10 (4)	18.81 (7)	16.08 (7)	16.88 (5)	25.71 (11)	18.02 (7)
2 Flynn, Bill	215.54	49	1	1	1	0	24.70 (8)	14.07 (2)	22.60 (2)	5.49 (1)	20.82 (2)	17.01 (4)	16.97 (1)	31.46 (13)	9.76 (2)	15.92 (6)	18.97 (5)	17.77 (3)
3 Le, Diana	229.65	83	0	1	0	0	30.37 (15)	16.31 (2)	28.14 (6)	10.39 (2)	18.00 (12)	18.49 (8)	18.91 (5)	25.60 (7)	13.01 (9)	14.59 (6)	18.24 (8)	17.60 (3)
4 Bergeron, Russell	230.50	80	1	3	0	0	21.46 (5)	19.90 (6)	30.24 (4)	5.43 (1)	17.22 (14)	16.63 (5)	21.14 (8)	21.83 (4)	14.19 (7)	18.20 (14)	17.86 (5)	26.40 (7)
5 Szabo, Andy	237.51	70	1	2	0	0	25.13 (6)	13.65 (1)	26.66 (5)	8.53 (1)	17.62 (11)	23.21 (9)	20.44 (2)	22.17 (6)	14.82 (6)	20.34 (15)	20.37 (7)	24.57 (1)
6 Corwell, Andrew	238.85	92	2	0	1	0	34.94 (15)	15.13 (3)	26.81 (10)	5.34 (1)	21.16 (9)	22.30 (4)	21.23 (7)	23.67 (13)	11.28 (2)	18.99 (14)	18.11 (5)	19.89 (9)
7 Semeraro, Mike	240.23	51	1	0	0	0	25.34 (5)	14.01 (0)	23.54 (5)	8.17 (5)	19.32 (11)	22.01 (2)	19.50 (0)	26.13 (4)	12.67 (4)	20.81 (7)	19.87 (3)	28.86 (5)
8 Lapp, Darryl	241.98	80	0	0	0	0	26.80 (0)	14.52 (1)	24.29 (4)	5.28 (0)	18.90 (9)	18.51 (2)	25.16 (9)	25.44 (7)	14.79 (8)	16.79 (9)	29.97 (23)	21.53 (8)
9 LoProto, Anthony	248.15	108	1	1	0	0	23.46 (5)	19.35 (5)	26.68 (3)	10.92 (12)	18.29 (11)	15.44 (3)	19.05 (5)	22.46 (3)	17.96 (13)	25.46 (27)	27.89 (12)	21.19 (9)
10 Biehl, Robert	254.02	58	1	0	0	0	33.94 (6)	18.01 (0)	30.10 (4)	7.45 (1)	16.90 (2)	18.31 (1)	20.32 (1)	26.34 (7)	17.06 (11)	19.69 (9)	25.17 (10)	20.73 (6)
11 Holden, Art	266.98	98	0	0	1	0	24.90 (9)	15.96 (2)	29.27 (9)	6.50 (2)	22.16 (10)	17.24 (3)	30.25 (14)	26.09 (7)	17.32 (11)	19.08 (6)	35.60 (18)	22.61 (7)
12 Allen, Don	268.91	80	2	1	0	0	26.13 (3)	14.57 (1)	29.86 (1)	8.30 (2)	23.83 (6)	20.65 (1)	20.16 (2)	24.07 (9)	15.48 (7)	23.20 (6)	37.31 (30)	25.35 (12)
13 Koebensky, Dave	281.02	119	3	1	1	0	25.84 (8)	20.64 (5)	43.07 (20)	19.95 (11)	11.32 (1)	23.67 (8)	17.40 (0)	30.45 (7)	23.99 (23)	16.08 (4)	25.99 (27)	22.62 (5)
14 Murphy, Neil	284.22	103	1	2	0	0	32.60 (11)	22.07 (10)	33.90 (4)	7.11 (2)	24.93 (15)	21.08 (6)	22.32 (9)	20.20 (2)	13.74 (3)	19.73 (14)	43.24 (22)	23.30 (5)
15 Coolidge, David	285.29	117	1	1	0	0	31.75 (10)	15.67 (0)	37.15 (12)	8.67 (2)	27.49 (17)	23.33 (7)	25.31 (10)	28.34 (9)	15.95 (14)	21.15 (14)	28.78 (17)	21.70 (5)
16 Reid, Thom	286.86	116	0	1	1	0	26.64 (5)	22.96 (9)	35.02 (10)	5.59 (1)	19.37 (6)	21.97 (2)	36.88 (23)	26.11 (8)	24.49 (17)	23.70 (18)	24.69 (13)	19.44 (4)
17 Nieman, Richard	287.71	93	2	3	0	0	26.10 (2)	16.90 (0)	37.80 (9)	9.22 (5)	19.78 (8)	23.68 (3)	27.00 (14)	26.76 (2)	24.18 (18)	15.76 (7)	33.37 (15)	27.16 (10)
18 D'auteuil, Darren	291.96	81	2	3	0	0	30.66 (7)	14.81 (0)	40.12 (4)	8.81 (0)	16.16 (2)	27.19 (1)	32.42 (15)	28.26 (4)	19.41 (13)	16.89 (6)	38.45 (25)	18.78 (4)
19 Stonehill, Robert	299.59	74	1	2	0	0	33.04 (3)	19.56 (5)	30.72 (0)	7.64 (3)	25.67 (5)	21.37 (1)	22.13 (3)	31.39 (3)	19.55 (7)	33.25 (9)	35.46 (30)	19.81 (5)
20 Hutchinson, Dale	299.88	100	0	1	1	0	29.32 (6)	17.14 (0)	31.51 (1)	14.43 (5)	31.93 (18)	27.17 (2)	23.49 (6)	27.94 (8)	22.73 (28)	31.34 (14)	24.08 (9)	18.80 (3)
21 Denys, Lou	304.13	66	2	1	1	0	34.14 (15)	17.44 (0)	27.83 (3)	11.91 (7)	15.55 (4)	21.92 (0)	38.61 (1)	49.67 (10)	13.45 (3)	20.17 (7)	34.10 (10)	19.34 (6)
22 Harper, Preston	305.86	79	0	5	0	0	36.63 (13)	17.98 (0)	50.33 (2)	10.44 (5)	32.19 (11)	22.56 (2)	21.11 (3)	27.80 (6)	18.71 (12)	20.43 (6)	25.58 (11)	22.10 (8)
23 Torres-Reyes, Jose	318.55	191	1	0	4	0	37.62 (18)	16.64 (9)	44.14 (18)	10.66 (7)	18.51 (11)	21.48 (11)	31.93 (20)	25.47 (13)	18.60 (20)	31.04 (31)	37.56 (25)	24.90 (8)
24 Melisi, Maryann	321.90	120	3	2	1	0	30.37 (1)	18.41 (2)	42.17 (4)	11.10 (2)	29.46 (21)	19.06 (2)	26.16 (11)	39.56 (7)	22.64 (16)	19.20 (10)	31.52 (29)	32.25 (15)
25 Avery, Wendell	358.67	151	1	2	4	0	28.19 (8)	16.22 (0)	79.82 (41)	8.59 (7)	23.06 (10)	16.95 (2)	36.47 (16)	67.47 (25)	13.74 (6)	29.44 (20)	20.43 (14)	18.29 (2)
McKeon, Jo-Anne	DQ																	
Stanton, Chris	DQ																	



2009 CT State IDPA Championship

Preliminary Results

October 3&4, 2009

All Shooters

Match --- Penalties ---
Score PD NT PE FN FTDR Stage 1 Stage 2 Stage 3 Stage 4 Stage 5 Stage 6 Stage 7 Stage 8 Stage 9 Stage 10 Stage 11 Stage 12


SSP - Marksman

1	Buckley, Raynor	267.20	108	1	3	1	0	29.55 (1)	15.12 (4)	28.56 (4)	11.52 (6)	19.92 (10)	19.32 (9)	21.35 (12)	21.80 (5)	18.24 (15)	24.04 (18)	25.78 (14)	32.00 (10)
2	Catterall, John	279.26	86	3	0	0	0	34.05 (1)	17.72 (3)	29.88 (4)	8.69 (6)	32.53 (9)	18.89 (2)	22.30 (4)	27.94 (12)	17.07 (11)	18.58 (13)	32.53 (19)	19.08 (2)
3	French, D. Michael	290.86	106	0	0	0	0	34.20 (4)	17.28 (0)	32.70 (2)	9.56 (6)	21.89 (10)	21.94 (2)	28.35 (10)	26.63 (9)	23.78 (23)	24.25 (20)	25.52 (7)	24.76 (13)
4	Rosenberger, Jeff	293.39	117	0	1	0	0	33.85 (9)	20.47 (2)	35.05 (1)	11.19 (1)	19.78 (6)	18.91 (2)	22.34 (5)	22.99 (8)	25.87 (28)	29.70 (27)	32.67 (25)	20.57 (3)
5	Stretz, Kenneth	299.76	80	1	4	1	0	33.90 (1)	18.38 (0)	43.53 (8)	10.78 (5)	22.08 (11)	21.49 (1)	25.07 (7)	39.01 (12)	14.19 (6)	18.09 (8)	26.19 (20)	27.05 (1)
6	Chisholm, Brian	305.19	115	0	4	0	0	39.69 (6)	17.05 (1)	37.24 (1)	9.57 (8)	21.23 (10)	21.57 (1)	36.66 (11)	28.88 (2)	24.16 (32)	25.97 (18)	22.42 (17)	20.75 (8)
7	Mladek, Jan	305.89	89	0	2	0	0	46.39 (14)	20.52 (0)	39.06 (4)	9.51 (5)	25.05 (11)	21.96 (3)	25.55 (9)	33.04 (8)	13.86 (7)	23.26 (15)	25.82 (12)	21.87 (1)
8	Peterson, John	309.97	131	3	1	3	0	44.87 (13)	17.44 (1)	27.93 (1)	8.65 (2)	40.38 (27)	37.65 (21)	23.68 (4)	21.53 (7)	27.05 (28)	19.84 (14)	22.96 (10)	17.99 (3)
9	Garnier, Aaron	319.05	152	2	6	3	0	35.21 (17)	19.92 (1)	43.88 (14)	13.99 (16)	22.78 (11)	22.13 (3)	25.77 (14)	23.09 (5)	26.56 (23)	17.90 (6)	31.95 (19)	35.87 (23)
10	Dalena, Cyndi	319.76	116	1	1	1	0	37.81 (19)	20.59 (1)	40.16 (11)	10.49 (3)	19.97 (5)	19.50 (2)	33.64 (23)	43.72 (7)	18.18 (10)	24.76 (9)	30.98 (24)	19.96 (2)
11	Anthony, Michael	330.99	187	6	1	1	0	28.14 (3)	14.53 (1)	43.12 (5)	9.25 (7)	24.22 (18)	27.31 (11)	34.61 (28)	38.49 (21)	30.92 (33)	26.61 (32)	33.62 (20)	20.17 (8)
12	Contreras, Laureano	333.42	183	1	2	4	0	45.33 (33)	20.63 (5)	32.59 (14)	10.78 (12)	36.61 (18)	16.28 (6)	28.19 (13)	41.57 (26)	16.04 (9)	23.27 (18)	32.84 (15)	29.29 (14)
13	Powell, Nolan	334.46	101	2	1	0	0	31.14 (3)	23.85 (6)	38.42 (5)	10.49 (2)	28.96 (11)	27.37 (7)	33.95 (3)	31.82 (9)	23.58 (28)	21.52 (8)	41.65 (19)	21.71 (0)
14	Yake, Bonnie	347.41	118	0	0	2	0	45.87 (19)	21.61 (1)	43.96 (11)	13.92 (9)	24.82 (13)	25.91 (7)	24.20 (3)	31.86 (7)	25.07 (18)	30.62 (12)	31.63 (12)	27.94 (6)
15	Ballentine, Steve	350.93	113	1	5	1	0	39.49 (17)	20.91 (0)	60.43 (15)	11.01 (5)	21.75 (4)	21.42 (2)	36.64 (12)	35.46 (4)	22.84 (16)	29.17 (19)	26.74 (14)	25.07 (5)
16	Mittermeier, Doug	357.11	179	2	1	2	0	51.41 (24)	21.65 (1)	38.99 (9)	21.04 (26)	21.71 (16)	23.86 (7)	22.20 (7)	34.78 (7)	22.08 (21)	36.87 (26)	31.54 (19)	30.98 (16)
17	Croze, Jeffrey	359.37	187	1	6	3	0	39.21 (11)	20.25 (2)	44.75 (18)	17.59 (16)	27.16 (20)	21.75 (7)	39.85 (31)	41.84 (18)	20.88 (19)	30.80 (34)	32.28 (8)	23.01 (3)
18	Webber, Alex	360.64	172	0	2	2	0	44.29 (20)	27.66 (9)	36.11 (5)	11.98 (5)	25.89 (3)	21.92 (11)	29.55 (13)	31.98 (14)	35.80 (39)	26.52 (15)	46.74 (26)	22.20 (12)
19	Zulick, Richard	367.11	154	3	3	2	0	36.40 (5)	25.18 (2)	37.98 (11)	9.70 (7)	30.74 (11)	24.70 (8)	26.72 (7)	39.23 (21)	32.79 (19)	29.90 (18)	35.47 (27)	38.30 (18)
20	Anderson, George	397.28	209	2	4	2	0	38.97 (21)	22.37 (8)	64.52 (25)	14.21 (9)	24.01 (3)	20.19 (5)	38.25 (21)	44.57 (18)	27.25 (25)	28.80 (23)	38.19 (34)	35.95 (17)
21	Brown, Dave	516.21	153	1	0	1	0	56.01 (9)	40.90 (6)	52.30 (6)	19.87 (14)	30.55 (16)	35.38 (4)	70.23 (23)	45.16 (11)	29.62 (12)	35.00 (14)	53.91 (30)	47.28 (8)

ESR - Enhanced Service Revolver

ESR - Sharpshooter

DC	Joffe, Michael	260.53	56	0	0	1	0	30.85 (9)	19.26 (0)	31.25 (2)	9.91 (2)	18.96 (4)	18.75 (1)	24.11 (2)	25.15 (2)	13.90 (3)	17.94 (3)	28.55 (20)	21.90 (8)
1	Richards, William	293.19	105	2	1	0	0	37.71 (16)	19.47 (2)	33.71 (5)	11.49 (10)	22.80 (6)	18.83 (4)	25.16 (2)	29.98 (5)	21.58 (12)	20.62 (15)	33.01 (25)	18.83 (3)
2	Klassanos, Chris	293.52	91	0	0	0	0	27.48 (2)	22.09 (5)	33.57 (4)	8.39 (3)	19.66 (7)	24.09 (1)	27.88 (1)	35.74 (8)	22.99 (21)	22.16 (20)	30.22 (15)	19.25 (4)
3	Richard, Jerry	319.11	73	1	2	0	0	36.74 (5)	18.92 (0)	43.49 (2)	12.04 (4)	20.36 (13)	19.92 (6)	34.21 (8)	46.10 (12)	15.26 (7)	19.25 (9)	31.94 (6)	20.88 (1)
4	Van Alstyne, Chuck	321.52	119	1	3	1	0	32.07 (8)	18.31 (0)	44.94 (12)	8.90 (2)	22.18 (12)	18.28 (0)	31.37 (15)	43.84 (21)	23.01 (19)	19.85 (7)	31.09 (21)	27.68 (2)
5	Coutant, Roger	326.73	98	2	2	0	0	38.64 (9)	17.07 (0)	36.98 (10)	14.61 (3)	29.12 (10)	25.36 (2)	33.90 (10)	37.12 (7)	19.91 (17)	24.71 (8)	30.53 (22)	18.78 (0)



2009 CT State IDPA Championship

Preliminary Results

October 3&4, 2009

All Shooters

Match --- Penalties ---

Score PD NT PE FN FTDR Stage 1 Stage 2 Stage 3 Stage 4 Stage 5 Stage 6 Stage 7 Stage 8 Stage 9 Stage 10 Stage 11 Stage 12

ESR - Marksman

1	Aquilino, Joe	332.35	86	2	2	2	0	33.70 (12)	16.69 (0)	31.29 (3)	9.34 (2)	32.83 (8)	27.81 (1)	43.83 (25)	28.18 (2)	14.62 (7)	39.56 (11)	31.91 (10)	22.59 (5)
2	Major, John	345.90	112	2	1	1	0	42.11 (6)	23.69 (3)	52.20 (15)	9.73 (3)	31.26 (12)	21.91 (8)	30.72 (14)	31.31 (2)	20.44 (14)	21.21 (15)	38.77 (15)	22.55 (5)
3	Richards, Chuck	366.92	130	0	1	1	0	31.71 (3)	25.88 (7)	49.14 (19)	14.58 (4)	30.68 (26)	18.90 (1)	31.31 (9)	36.14 (4)	26.86 (27)	38.46 (9)	27.04 (8)	36.22 (13)

SSR - Stock Service Revolver

SSR - Master

DC	Buckland, Craig	192.65	35	0	1	0	0	22.00 (4)	13.54 (0)	21.38 (0)	7.14 (4)	11.57 (2)	13.42 (3)	19.74 (1)	22.69 (8)	10.60 (4)	11.66 (0)	21.49 (7)	17.42 (2)
1	Lentz, Josh	193.70	51	0	0	0	0	20.30 (3)	16.53 (4)	29.27 (14)	7.12 (4)	11.37 (4)	12.41 (1)	19.48 (4)	19.85 (0)	10.25 (3)	9.51(0)	22.35 (5)	15.26 (9)
2	Powell, Bob	244.07	61	0	3	0	0	23.81 (3)	16.70 (1)	23.51 (1)	9.70 (2)	20.97 (11)	15.10 (1)	23.89 (4)	23.91 (3)	13.40 (5)	17.07 (9)	36.84 (19)	19.17 (2)

SSR - Expert


1	Palka, Frank	228.76	23	0	1	0	0	23.16 (1)	15.59 (0)	30.17 (3)	8.57 (4)	17.46 (6)	15.43 (1)	20.70 (1)	26.56 (4)	10.82 (0)	16.83 (1)	21.19 (0)	22.28 (2)
2	McKee, Steven	259.36	68	0	1	0	0	25.65 (5)	16.73 (2)	33.40 (3)	8.96 (5)	13.64 (4)	16.97 (2)	29.03 (14)	25.73 (4)	14.00 (5)	21.07 (5)	36.84 (17)	17.34 (2)
3	Sines, Kris	268.27	72	1	0	1	0	27.66 (10)	21.11 (8)	31.01 (2)	8.80 (5)	18.89 (7)	20.99 (2)	25.18 (6)	24.53 (1)	17.58 (13)	17.80 (6)	27.52 (2)	27.20 (10)
	Bodle, Ronald	INC	15	0	0	0	0	26.67 (1)	20.64 (1)	34.12 (12)	7.86 (1)	(0)	(0)	(0)	(0)	(0)	(0)	(0)	(0)
	Crown, Jeff	INC	92	0	5	2	1	40.51 (6)	26.86 (1)	50.55 (15)	13.41 (5)	30.92 (15)	25.64 (3)	65.16 (15)	66.83 (32)	(0)	(0)	(0)	(0)

SSR - Sharpshooter

1	Bernacki, Edward	334.54	71	1	3	1	0	43.30 (11)	29.18 (6)	46.78 (2)	8.80 (0)	20.28 (6)	21.81 (3)	29.64 (6)	41.86 (9)	16.61 (6)	21.43 (8)	32.10 (12)	22.75 (2)
---	------------------	---------------	----	---	---	---	---	------------	-----------	-----------	----------	-----------	-----------	-----------	-----------	-----------	-----------	------------	-----------

SSR - Marksman

1	Barber, Chad	296.46	55	2	1	0	0	28.09 (2)	19.81 (0)	31.98 (4)	8.45 (2)	29.12 (6)	17.86 (1)	26.68 (1)	29.81 (2)	20.07 (14)	24.90 (8)	34.09 (12)	25.60 (3)
2	Critser, Mike	341.69	106	3	0	0	0	37.56 (7)	21.01 (0)	31.32 (0)	13.12 (8)	30.77 (14)	23.41 (5)	32.54 (12)	33.58 (6)	24.89 (21)	21.27 (5)	49.02 (19)	23.20 (9)
3	Depascale, Aniello	360.17	161	0	2	0	0	39.17 (17)	21.34 (1)	33.16 (4)	17.89 (12)	30.99 (25)	19.21 (4)	47.86 (15)	46.64 (13)	19.72 (14)	29.85 (23)	35.36 (28)	18.98 (5)
4	Kaczypenski, Richard	395.86	131	2	2	1	0	42.53 (14)	24.80 (2)	46.46 (13)	10.13 (2)	25.92 (5)	26.34 (13)	34.72 (8)	37.65 (12)	25.71 (9)	39.17 (17)	49.03 (23)	33.40 (13)
	McCarthy, Bob	DQ																	



2009 CT State IDPA Championship October 3&4, 2009

Preliminary Results

All Shooters

Stage Descriptions

- Stage 1** - I've Fallen and I Can't Get Up
- Stage 2** - Barber Shop
- Stage 3** - Bank Heist
- Stage 4** - Bank Heist Part II
- Stage 5** - Pool Trouble
- Stage 6** - Neighborhood Invasion
- Stage 7** - Any Port in a Storm of Bad Guys
- Stage 8** - And Then Things Got Worse
- Stage 9** - Walk in the Park
- Stage 10** - Carolina Confusion
- Stage 11** - On Duty at the Exchange
- Stage 12** - Sailboat Boarding

Key to Penalties:

- PD** = Target Points Down. Each point down adds 1/2 second to your score.
- NT** = Hit on Non Threat target. Each HNT adds 5 seconds to your score.
- PE** = Procedural Error. Each adds 3 seconds to your score.
- FN** = Failure to Neutralize (no hits in the 0 or -1 zone) Each adds 5 seconds to your score.
- FTDR** = Failure To Do Right - adds 20 seconds to your score.

Key to Abbreviations:

- CDP** = **Custom Defensive Pistol**, such as 1911. Must be .45 ACP with maximum magazine load of 8 rounds
- ESP** = **Enhanced Service Pistol**, single action or SA/DA such as H&K P7 or CZ-75 or Springfield XD
- SSP** = **Stock Service Pistol**, double action or 'Safe Action' such as Glock or SIG
- ESR** = **Enhanced Service Revolver**, rimmed or rimless ammo, full moon clip, power factor of 165,000
- SSR** = **Stock Service Revolver**, rimmed case ammo, no full moon clips

- DQ** = **Disqualified**